

2017 HOUSE LEAGUE

Rules & Playing Formats

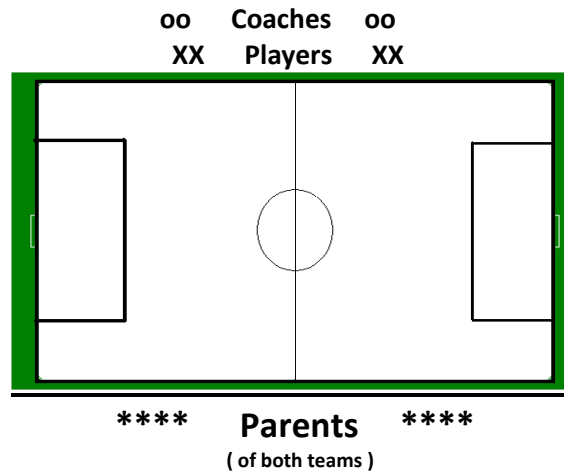


Have Fun
With Friends
Get in the Game

2017 OUTDOOR HOUSE LEAGUE STRUCTURE:

AGE	PLAYING FORMAT	GAME TIME SCRIMMAGE	FIELD TIME ONE-NIGHT	BALL SIZE	REFS	OFFSIDE	ALL KICKS INDIRECT	PENALTY KICKS	THROW INS	DIVISION STANDINGS
U5	3v3 no goalies	2x15	45 min	3			Y	N	PASS IN	N
U6	4v4 no goalies	2x15	45 min	3			Y	N	PASS IN	N
U7	5v5	2x20	60 min	3			Y	N	PASS IN	N
U8	5v5	2x20	60 min	4			Y	N	PASS IN	N
<i>***one night per week only-U8 will start with a 20 minute practice, followed by a 40 minute game</i>										
U9	7v7	2x25	70-80 min	4	Y	N	Y	Y	PASS IN	N
U10	7v7	2x25		4	Y	N	Y	Y	PASS IN	N
<i>***one night per week only-U9 & U10 field time will consist of 20 minute practice, followed by games starting at 7:25pm</i>										
U11	9v9	2x25		4	Y	Y	Y	Y	Y	N
U12	9v9	2x25		4	Y	Y	Y	Y	Y	N
U13/14	11v11	2X35		5	Y	Y		Y	Y	Y
U15+	11v11	2X40		5	Y	Y		Y	Y	Y

FIELD LAYOUT:



PLAYING FORMAT:

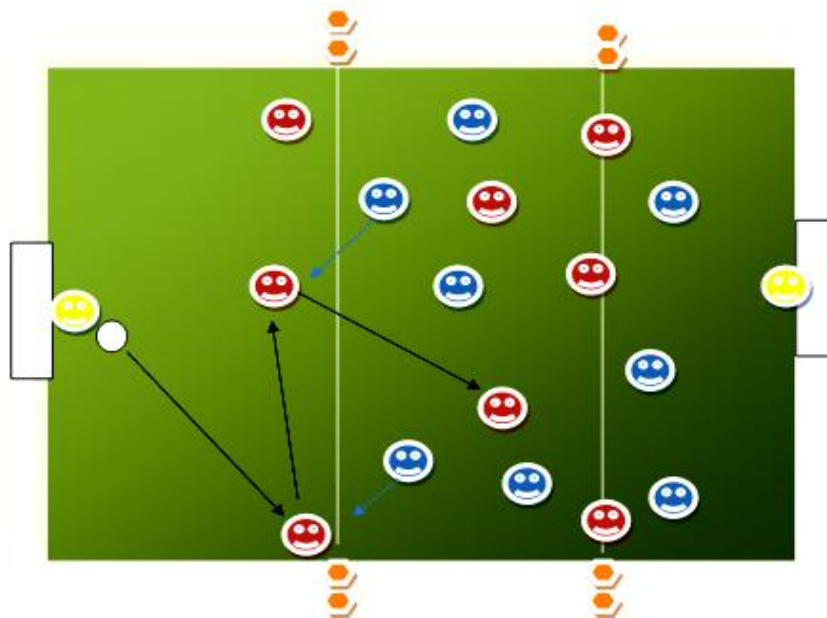
AGE DIVISION	PLAYING FORMAT	SIDE LINE	OFFSIDE	REFEREE	GAME LENGTH	RETREAT LINE
U7-U8	5 v 5 including Goalies	PASS IN	NO	COACHES	2x20	1/2 half
U9-U10	7 v 7 including Goalies	PASS IN	NO	YES	2x25	1/3rd
U11-U12	9 v 9 including Goalies	THROW IN	YES	YES	2x25	1/3rd
U13-U14	11 v 11 including Goalies	THROW IN	YES	YES	2x35	N/A
U15+	11 v 11 including Goalies	THROW IN	YES	YES	2x40	N/A

THE RETREAT LINE (U7-U12)

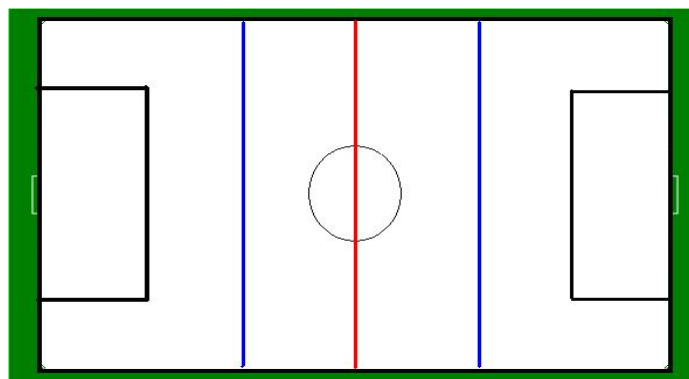
The concept of the retreat line has been introduced in mini soccer to allow our young players to learn and gain confidence in how to play the ball out from the back and build an attack, as opposed to the goalkeeper kicking it aimlessly up the field. When the goalkeeper has the ball at a goal kick or after making a save the opposing team members would “retreat” to a predetermined area of the field. Once all the opposing players have retreated to the line the goalkeeper can successfully throw or pass the ball to one of his/her teammates. Once the teammate has received (touched) the ball the opposing players can then start to apply pressure to the player with the ball. This gives the player on the ball the time and space required to have a look, receive the ball and choose to dribble or pass to a teammate without being marked or under immediate pressure.

For U7-U8 the retreat line is the halfway line.

For U9-U12 the Retreat line is the final third of the field. The retreat lines should be marked by placing cones at 1/3rds on each side of the field, by the team whose bench is on that half of the field.



In the picture above you can see a retreat line for U9-U12 marked with cones at 1/3rds of the field. The blue team has retreated into the middle 1/3rd allowing the red GK to pass/throw the ball to a red teammate and build an attack. Once the red player touches the ball, the blue player can start to apply pressure.



Λ Λ Λ
U9- U12 U7-U8 U9-U12
RETREAT LINES MARKINGS

Retreat lines are marked at the halfway line for U7-U8 and 1/3rd for U9-U12. U9 through U12 Coaches should use cones to mark the 1/3 point of the field. The cones should be placed outside the field of play.

KICK OFF: Start of play and Re-start after a goal

The ball must be played to a teammate from the middle of the halfway line. All players must be in their own half of the field of play. Opponents must be at least 5m away from the ball until it is in play.

GOAL KICK: Ball crossing the goal line after touching the attacking team last

Play resumes with a goal kick from anywhere within the penalty area. Opponents must retreat behind the retreat line, until the ball is in play. The ball is in play once it is touched by another attacking player or once it crosses the retreat line, whichever occurs first. The defending team can apply pressure once the ball is in play as described above.

GOALKEEPER

The goalkeeper is allowed to handle the ball anywhere in the penalty area (up to the discretion of the referee where no penalty area is marked out). To restart play after a save or gathering the ball with their hands, the ball must be thrown or rolled from the hands or played from the ground with their feet. The Goalkeeper is not allowed to kick or drop kick (bounce kick) the ball directly from their hands. **Opponents retreat to the retreat line until the ball is in play. The goalkeeper in possession does not have to wait for the opposition to retreat and has the option to restart the game before, should they choose to. The ball is in play once the goalkeeper releases the ball and it is received by a teammate.**

The retreat line rules should not be used to intentionally delay the game. Referees will be instructed to look for and call **intentional** or **unreasonable** delays in restart of play.

An indirect free kick is awarded if the goalkeeper touches the ball with their hands after it has been deliberately kicked to them by a teammate.

Ball in and out of play

The ball is out of play when it has **wholly** crossed the goal line or the sideline on the ground or in the air, or when play has been stopped by the match official.

SUBSTITUTIONS

U7-U8

Substitutions may rotate during the entire game. The coach is allowed to make the substitutions while the ball is in play. Any number of substitutes may be used at any time. All squad members should receive fair playing time.

U9-U12

Substitutions may rotate during the entire game. The coach is allowed to make the substitutions on any stoppage with the permission of the referee. Any number of substitutes may be used at any time with the permission of the referee. The referee can deny a substitution if he feels that substitutions are being used excessively to interrupt the flow of the game. All squad members should receive fair playing time.

U13+

Substitutions may rotate during the entire game. The coach is allowed to make the substitutions, with the permission of the referee on any goal kick, kick off and either team's throw in. Any number of substitutes may be used at any time with the permission of the referee. The referee can deny a substitution if he feels that substitutions are being used excessively to interrupt the flow of the game. All squad members should receive fair playing time.

EQUIPMENT

Players must wear shin guards and goalkeepers must wear a distinguishing playing shirt or a pinnie. Shin guards must be covered entirely by the socks.

OFFSIDE

There are no offsides for U7-U10. Offsides will be enforced for the U11+ age divisions.

The offside rule applies as stated in Law 11 of the "FIFA Laws of the Game".

BALL CROSSING THE SIDELINE

PASS IN: U7-U10

There is no throw in. A player from the opposing team to the player that touched the ball last before crossing the sideline will place the ball on the sideline and **pass** the ball into play. The passed ball should not leave the ground when passed into play. Opponents must be at least 5m away from the ball until it is in play. Another teammate must touch the ball before a goal can be scored. You cannot score directly from a pass in.

THROW IN: U11+

When the ball crosses the sideline, this results in a throw in. Opponents must be at least 5m away from the ball until it is in play. Another player must touch the ball before a goal can be scored.

CORNER KICK: Ball crossing the goal line after touching the defending team last

Play resumes with a corner kick. A player from the attacking squad places the ball inside the corner arc nearest to the point where the ball crossed the line. Opponents must be at least 5m away from the ball until it is in play. The ball is in play once it is touched and moves. A goal cannot be scored directly from a Corner Kick.

FOULS AND MISCONDUCTS: Free Kicks

Indirect free kicks are awarded for all acts of handball or fouls and misconduct. Opponents must be at least 5m away from the ball when the indirect free kick is taken. A goal can only be scored on an indirect free kick if it subsequently touches another player before it enters the goal.

Except for the Penalty Kick for U9-U12, which is taken as a direct kick, all other free kicks including Goal Kicks, Kick Offs and Corner Kicks will be awarded as indirect free kicks.

Fouls and misconducts are:

- Kicks or attempts to kick an opponent
- Trips or attempts to trip an opponent
- Strikes or attempts to strike an opponent
- Tackles an opponent from behind to gain possession of the ball
- Jumps at an opponent
- Charges an opponent
- Pushes an opponent
- Making contact with an opponent before touching the ball
- Holds an opponent
- Spits at an opponent
- Handles the ball deliberately
- Plays in a dangerous manner
- Impedes the progress of a player

PENALTY KICK

For deliberate or serious acts of handball or fouls and misconduct in the penalty area, a penalty kick is awarded from an 8m penalty mark with only a goalkeeper in position. All other players must be outside the penalty area and be at least 5m behind the penalty mark. There are no penalty kicks awarded for U7-U8.

INFINGEMENTS AND SANCTIONS

For any infringements of the rule during a restart of play (including a penalty kick), a retake is awarded.

COACHING NOTE:

Squad coaches must discourage children from permanently and/or persistently standing in close proximity of the goal of their opponents without being engaged in the game. Coaches are responsible to teach and emphasize the three phases of the game: **Attacking, Defending and Transition.**

SAFETY AND EQUIPMENT

All items of jewellery (necklaces, rings, bracelets, earrings, leather bands, rubber bands, etc.) are strictly forbidden and must be removed. The exception to this rule is a **Medic Alert Bracelet**. Hard plastic or metal hair clips are not allowed to be worn.

Hard plaster casts are considered to pose a danger to both the wearer and other players and **are not permitted** on the field of play. The exception is a soft, lightweight cast that does not present a danger to the individual or any other player. The practice of padding a hard plaster cast does not reduce the element of danger.

Eyeglasses are permitted providing they are **sport spectacles** and are safe for the players themselves and for other players. House League Referees have the discretion and authority not to allow spectacles if they feel the basic safety principles of FIFA Law #4 are not met.

WATER BREAKS

On extremely hot days or when one team is short on players, a coach or the referee may request breaks in the game for water. The decision to allow this is at the discretion of the referee. It is recommended to stop on intervals of 15 minutes for 2-3 minutes if this request is made and the referee should inform both coaches of the decision.

GAMES MUST BE PLAYED WITH EQUAL NUMBER OF PLAYERS

If a team cannot field a full line up of players, the opposing team has to also play short and play the same number of players on the field.

SHARING OF PLAYERS DURING GAMES WITH LOW ATTENDANCE OR GAMES WITH LOPSIDED SCORES

Sharing of players is encouraged when attendance is low and during games with lopsided scores.

COMPETITION SCORES AND STANDINGS

No scores will be recorded and no standings will be kept for all U7-U12 divisions.